

Statement Purpose:

This letter is intended to set forth guidelines and understanding of how the NLT Performance team conducts training.

Intent:

The Next Level Training (NLT) Performance Team conducts mobile training in locations across the United States and OCONUS. The Mobile training team conducts training remotely in support of other training facilities, Police Departments, and Instructors. The NLT Team is a professional group of instructors that were brought together to help make our clients successful in training. NLT is dedicated to helping our clients build their businesses and our intent is to ultimately bring them into the NLT family and network of trainers. We enhance and promote firearms training and support training development for instructors. We are a partnership in training to develop shooters. Not only do we want to provide tools for a high volume of training while ensuring quality of movement, we also provide diagnostic tools to identify areas which require strengthening.

SIRT-ification Course

The Course cost is \$600.00 per student and is two days long. First day is dry fire and the second day is live fire day. Each student receives a SIRT Pistol and two magazines. This course does not make you an NRA Certified Instructor. This course teaches our students (Instructors) how to instruct utilizing the only diagnostic tool in the shooting world, the SIRT Pistol. The Course also informs the students the opportunities to build their training companies and become set up as a SIRT Systems dealer. The Course will also explain the current contract with the NRA. Course over view is listed below with duties and responsibilities for those who want to sponsor training.

After completion of NLT Basic Combat Marksmanship, the students will understand and have materials and the teaching ability to help build better more consistent shooters.

Next Level Training Performance Division is agnostic when it comes to training. NLT understands that there is 10 different ways to skin a cat. We have picked one way for simplicity and sustainability. We believe that the fact your training is what is most important. We do not push that there is only one way to do business so you have to do it our way. Our foundation is based off the principle that as long as your not teaching training scars then your doing fine and we will give you access to our tools and classes to help you as an individual be successful.

We are your partnership in training that supports instructors and shooters in order to develop curriculum and techniques that facilitate you as an individual to be successful.

SIRT-ification Course Over View

Requirements:

- 800 Rounds pistol ammo (**Yes for Real**)
- Be prepared to work until at least **5pm** both days.
- This course is physically and mentally challenging

Day 1 Dry Fire

8 am LESSON 1: SIRT PISTOL

Learning Objectives:

1. State the course goal and special requirements for the five lessons.
2. Identify the different components of the SIRT Pistol
3. Explain how to zero the SIRT Pistol
4. Explain and Understand how to adjust the trigger of the SIRT Pistol
5. Identify the general considerations when training with lasers
6. Explain how to invert red and green lasers
7. Identify troubleshooting methods with the SIRT Pistol

10 am LESSON 2: SIRT Pistol TRAINING

Learning Objectives:

1. State the fundamentals of marksmanship
2. Identify common mistakes for pistol shooters
3. Explain the different shooting techniques
4. Identify types of magazine changes and their purpose
5. Identify the importance of safety while training with the SIRT Pistol
6. Identify the different drills to improve skills using the SIRT Pistol
7. Demonstrate 8 Fundamentals
8. Demonstrate Shooting techniques
9. Explain the 8 fundamentals in detail
10. Work with problem shooters and identify and correct mistakes

12:30 am LESSON 4: NLT Performance Training

Learning Objectives: **Part 1**

1. Explain how agility training helps shooting performance
2. Explain mind set
3. Explain stress inoculation
4. Identify how physical fitness relates to stress management
5. Identify the multiple drills to enhance shooting performance

1:30 pm LESSON 5: SIRT General Uses and NLT Programs

Learning Objectives:

1. Explain the SIRT Pistol warranty
2. Identify the key points in the NRA Dealer Instructor Program

3 pm LESSON 6: SIRT PISTOL PE

Learning Objectives: **Part 2**

1. Identify the different drills to improve skills using the SIRT Pistol
2. Demonstrate 8 Fundamentals
3. Demonstrate Shooting techniques
4. Explain the 8 fundamentals in detail
5. Work with problem shooters and identify and correct mistakes

Day 2 Live Fire/ Dry Fire

COMBAT PISTOL

8 am Session 1

Slow Aim Fire- DRAW

- Teach Draw Warm up Drills.
- Timed cold for record

9 am Session 2

Magazine changes

- Difference from Tactical to speed.
- Gather base time and work on cutting time

10 am Session 3

Malfunction Drill

- Deal with Gun Malfunctions
- Teach students how to cause malfunctions for training.
- Time, tables during malfunctions

11 am Session 4

Controlled Pair- Double Tap

- Teach differences and appropriate application.
- Get times and improve on them

12 pm Lunch

12:30 pm Session 5

Strong Hand- Weak Hand

- Work on both styles
- Teach tricks of the trade
- Run drills to work on speed and accuracy

1:30 pm Session 6

Performance Drills

- Drills to improve physical and mental performance

3 Pm Session 7

Movement Drill

- Shooting drill for movement and stress
- Teach target identification

4 pm Session 8

Stress Test

- Stress inoculation drill

Training Initiation Checklist

Range Name:

Venue Sponsor:

Proposed Date:

Alternate Date:

Location: City: _____ **State:** _____

Over view			
Purpose of Check list	To ensure that the requirements are met to deliver the best training venue possible for clients success.		
Objectives			
	Yes	No	Comments
Have you read and signed the Letter of Intent.	<input type="checkbox"/>	<input type="checkbox"/>	Direct questions to NLT Performance at 360-671-2489
Time table Over View <i>there is no requirement to fill this portion in before sending in.</i>			
	Yes	No	Comments
-45 Days- Fill out Request Form with Projected Dates	<input type="checkbox"/>	<input type="checkbox"/>	Send Request form to Thomas@nextleveltraining.com
-43 Days- Date confirmation	<input type="checkbox"/>	<input type="checkbox"/>	Confirmation will be given by the director of training
-40 Days-NLT Web site updated with accurate venue information	<input type="checkbox"/>	<input type="checkbox"/>	NLT will send email
-30 Days- wire transfer of funds has been completed to NLT.	<input type="checkbox"/>	<input type="checkbox"/>	10 students will be a \$6,000.00 transfer to continue process
-18 Days- Final update by venue sponsor on number of students and any changes	<input type="checkbox"/>	<input type="checkbox"/>	Final adjustments will be made prior to shipping Equipment

-15 Days- Ship Equipment to venue location	<input type="checkbox"/>	<input type="checkbox"/>	All equipment will show up 7 days before training
-1 Day- Dry Run and Rehearsals	<input type="checkbox"/>	<input type="checkbox"/>	Training with venue sponsor to make sure course runs smooth
Sponsor Responsibilities			
	Yes	No	Comments
Take Pictures of Classroom and send them to Thomas@nextleveltraining.com	<input type="checkbox"/>	<input type="checkbox"/>	Take at least 3 pictures of the classroom with venue sponsor
Coordination with Venue Range	<input type="checkbox"/>	<input type="checkbox"/>	Take pictures of range
Letter from Range owner signed with confirmation date	<input type="checkbox"/>	<input type="checkbox"/>	Letter is provided by NLT
Duties and responsibilities letter signed by sponsor	<input type="checkbox"/>	<input type="checkbox"/>	Provided in Training packet
Risk			
	Yes	No	Comments
Hold Harmless agreements signed	<input type="checkbox"/>	<input type="checkbox"/>	Located In this Packet
Insurance updated and copy provided to NLT	<input type="checkbox"/>	<input type="checkbox"/>	Send to Thomas@nextleveltrainig.com

General Instructions

This section will be filled out and sent back by Next Level Training LLC. As Needed

Actions

ID	Action Item	Assigned To	Due By
			[mm/dd/yyyy]
			[mm/dd/yyyy]
			[mm/dd/yyyy]



5160 Industrial Place, Ste. 107 Ferndale, WA. 98248

Comments

Sign next to Venue Sponsor and NLT will process check list

Approvals

Venue Sponsor: _____ Date: __/__/__

Director of Training: _____ Date: __/__/__

NLT Venue Instructor: _____ Date: __/__/__

Train the Trainer SIRT-ification Course Rules

Sponsor Duties and Responsibilities

Sponsor must fill out the Training Initiation Checklist and sign and submit for approval. The sponsor is required to keep NextLevel Training informed of any changes during pre course. This would include the following

1. Student Cancellations
2. Additional Students added to the roster
3. Range cancellations or issues with the range ie movement etc.
4. Equipment deficiencies that would hinder range operations or cancel a planned drill
5. Build apparatus's for training if needed
6. Be prepared to be an assistant instructor for training

NextLevel Training Duties and Responsibilities

NLT Performance will do everything in our power to make your training successful. If there is proper notice of any issues that would hinder training NLT will do our best to adjust for our client. The following are some specific items NLT will complete for training.

1. Ship SIRT's to sponsor in time for training
2. Ship targets needed for training
3. Market the sponsors course online at the NLT web site training page
4. Ship graduation certificates to sponsor prior to training
5. Send specs for apparatus completion with approx budget plan
6. Send extra instructors to appropriate class size
7. Four hour train up with sponsor 1 day prior to training

Student Ratio Chart

Paying Students	Sponsor Incentive	Material Cost	Sponsor Reward
10 Students	Sponsor is Free	Free SIRT and Material	Sponsor is Free
15 Students	Free Student slot	Free SIRT and Material	Sponsor allowed to sell free slot to their client
20 Students	Free Student slot	Free SIRT and Material	Sponsor allowed to sell free slot to their client
25 Students	Free Student slot	Free SIRT and Material	Sponsor allowed to sell free slot to their client
30 Students	Free Student slot	Free SIRT and Material	Sponsor allowed to sell free slot to their client

Sponsor

Date _____

Signature

Printed Name

Hold Harmless and Assumption of Risk Waiver

WHEREAS, in consideration of being permitted to attend a course for instruction in firearms, for the instruction in firearms, for use of premises, and for other good and valuable consideration, the receipt and sufficiency of which is hereby acknowledged, Undersigned agrees to the following:

Undersigned agrees to indemnify, hold harmless and defend NextLevel Training (hereinafter referred to as "INSTRUCTOR"), from any and all fault, liabilities, cost, expenses, claims, demands, or lawsuits arising out of, related to or connected with: Undersigned; Undersigned's presence on or use of the range, building, land, and premises ("PREMISES"); and any and all acts or omissions of Undersigned.

Undersigned furthermore waives for himself/herself and for his/her executors, personal representatives, administrators, assignees, heirs and any next of kin; any and all rights and claims for damages, losses, demands and any other actions or claims whatsoever, which he/she may have or which may rise against Instructor (including but not limited to the death of Undersigned and/or any and all injuries damages or illness suffered by Undersigned or Undersigned's property), which may, in any way whatsoever, arise out of, be related to or be connected with: the course instruction; the Premises; including any latent defect in the Premises; Undersigned's presence on or use of said Premises; Undersigned's property (whether or not entrusted to Instructor); and the discharge of firearms. Instructor shall not be liable for, and Undersigned, on behalf of himself/herself and on behalf of his/her executors, personal representatives, administrators, assignees, heirs, and next of kin, hereby expressly release the Instructor from any and all such claims and liabilities.

Undersigned hereby expressly assumes the risk of taking part in the course for instruction in firearms and taking part in the activities on the Premises, which include, but are not limited to, instruction in the use of firearms, the discharge of firearms and the firing of live fire ammunition.

Undersigned hereby acknowledges and agrees that Undersigned has read this instrument and understands its terms and is executing this instrument voluntarily. Undersigned furthermore hereby acknowledges and agrees that he/she has read, understands and will at all times abide by all range rules and procedures and any other rules and procedures stated by the Instructor.

Undersigned expressly agrees that this instrument is intended to be as broad and inclusive as permitted by law and that if any provision of this instrument is held invalid or otherwise unenforceable, the enforceability of the remaining provision shall not be impaired thereby. No remedy and each and every remedy shall be cumulative and shall be in addition to every other remedy now or hereafter existing at law or inequity or by statute or otherwise. The election of anyone or more remedy hereunder by the Instructor shall not constitute any waiver of Instructor's right to pursue other available remedies. This instrument binds Undersigned and his/her executors, personal representatives, administrators, assignees, heirs and next of kin.

Undersigned

Date: _____

Signature

Print Name

LOGISTICAL REQUIREMENTS

RANGE REQUIREMENTS

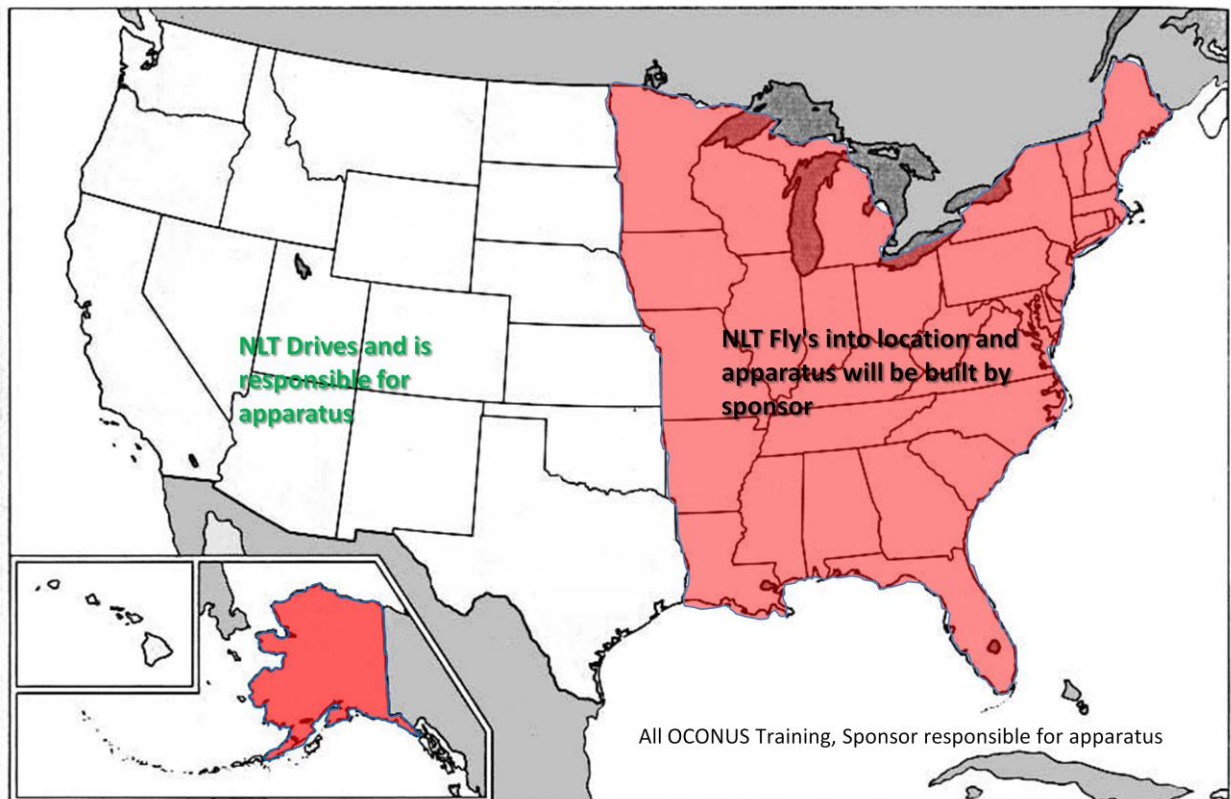
- 15 Students require 1 bay. Bay should be able to accommodate 15 students side by side, firing down range at the same time.
- If there are more than 15 students, two bays will be required.
- Bay distance should be 50 meters, if that is not possible, 25 meters is the minimum distance required for training.
- Training will consist of moving and shooting.

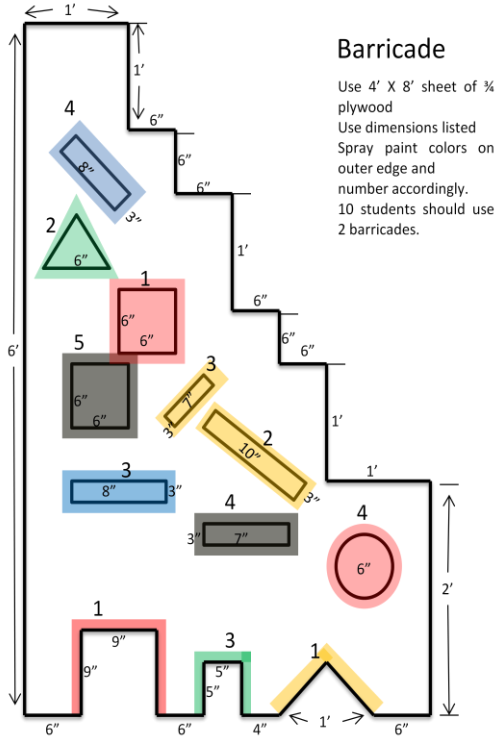
CLASSROOM REQUIREMENTS

- Able to accommodate comfortably the number of students attending.

APPARATUS REQUIREMENTS

- Apparatus specs are listed under APPARATUS below (Figure 1)(Figure 2)(Figure 3)
- Check map for locations requiring sponsor to have apparatus's on hand



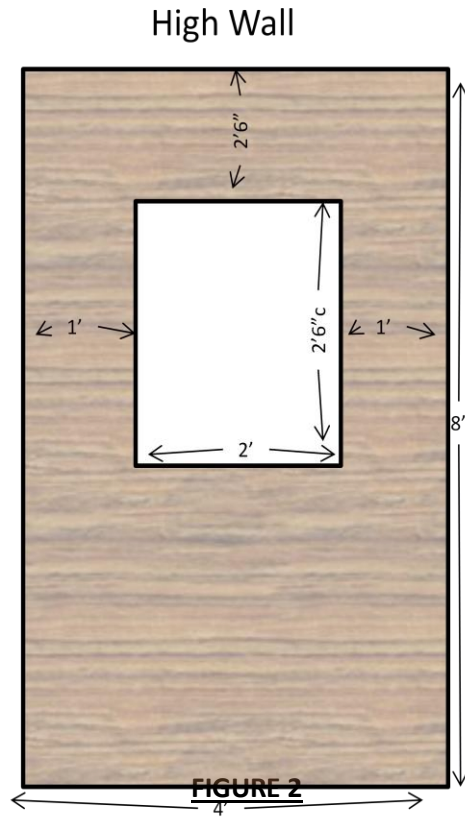


Barricade

Use 4' X 8' sheet of 3/4 plywood
Use dimensions listed
Spray paint colors on outer edge and number accordingly.
10 students should use 2 barricades.

Red, Blue, Green, Brown, Orange

FIGURE 1



High Wall

FIGURE 2

Low Wall




FIGURE 3